

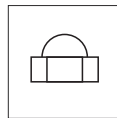


REF. 126

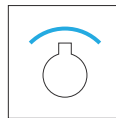
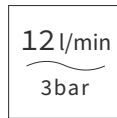
Footcleaner in stainless steel AISI 316L (Marine quality). Satin finished.



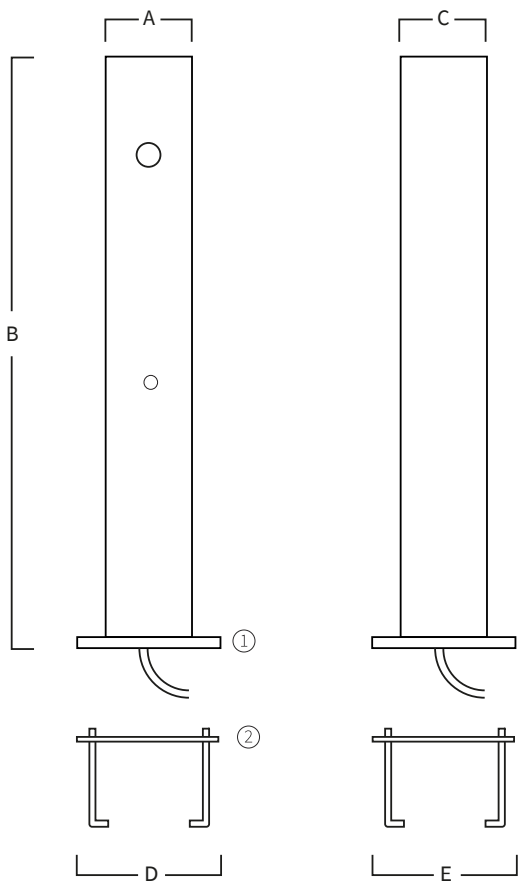
Support included



Nuts included



Earth connection



A	B	C
Ø129	1000	Ø190
Ø5,08	39,37	Ø7,48

Measures in mm

- ① Trim.
- ② Support to embed the ground level.

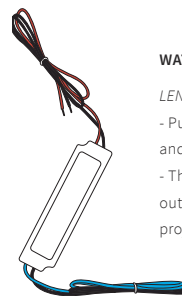
MOUNTING SYSTEM

- 1) The deck has to be at the ground level.
- 2) Fix the earth connection to the support.
- 3) The central opening is for the water intake with 1/2" female fitting.
- 4) Fix the footcleaner with the nuts.

Ref. A/C:

- 1 connection for pusher (A).

Ref. S



WATERPROOF BOX FOR CONNECTION

LENGHT/WIDTH/HIGH: 120x160x80mm

- Put the power source inside the connection box and install at least 2,5 meters away from the shower.
- The connection from the box to the electrical outlet has a length according to the needs of the project (Cable not included).