


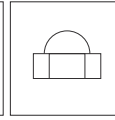


REF. AF-6

Waterfall in stainless steel AISI 316L (Marine quality). Polished finish.



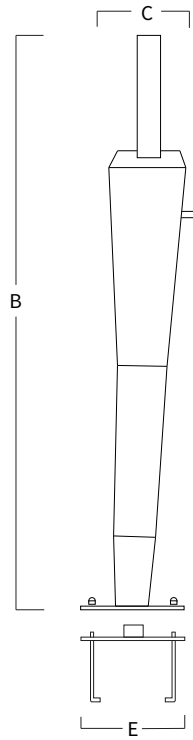
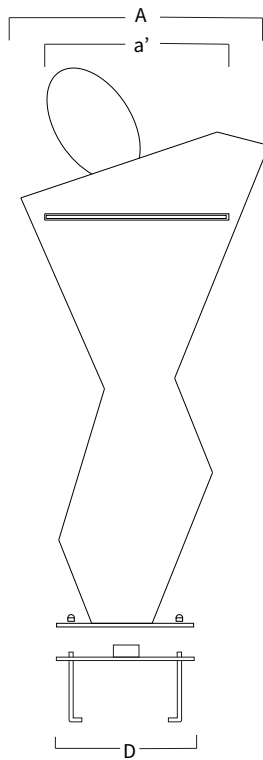
Support Included



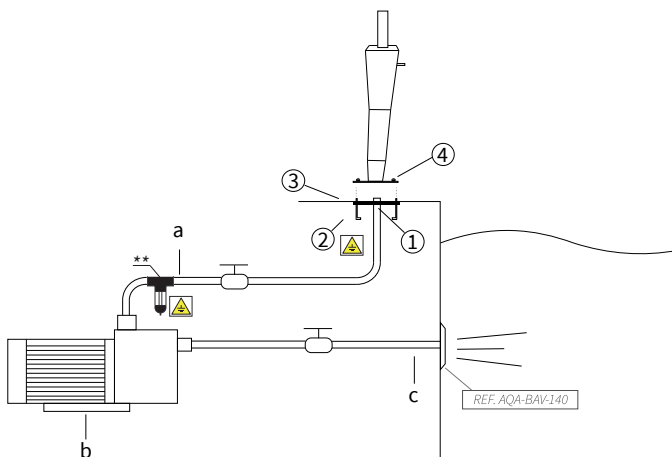
Nuts Included



Earth Connection



A	a'	B	C	D	E
550	345	1200	150	210	150
21,65	13,58	47,24	05,91	08,27	05,91
mm inch					



MOUNTING SYSTEM

- 1) Connect the water intake to the support with 1 1/2" female fitting.
 - 2) Fix the earth connection to the support.
 - 3) Embed the support to get the platen at ground level.
 - 4) Fix the waterfall with the nuts (included).
- a) Impulsion tube 2" (Ø63mm).
 b) Self-priming pump:
 AF-6: 1hp - 17,3m³/h (Ref. AQA-B17).
 c) Suction tube 2" (Ø63mm).

*Pneumatic or electric button to be defined in work.

**AQA recommends to install a POOL PROTECTOR, to avoid corrosion of the existing stainless steel elements in the pool.