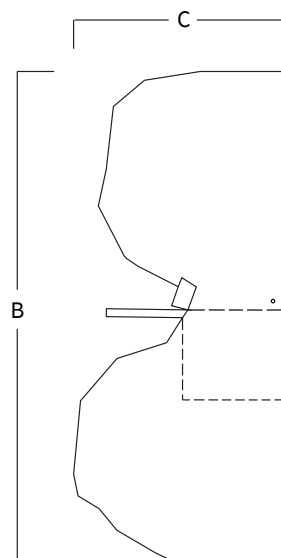
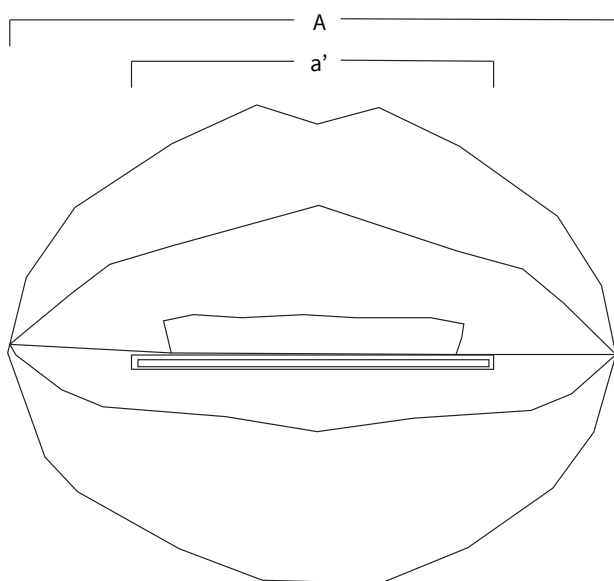



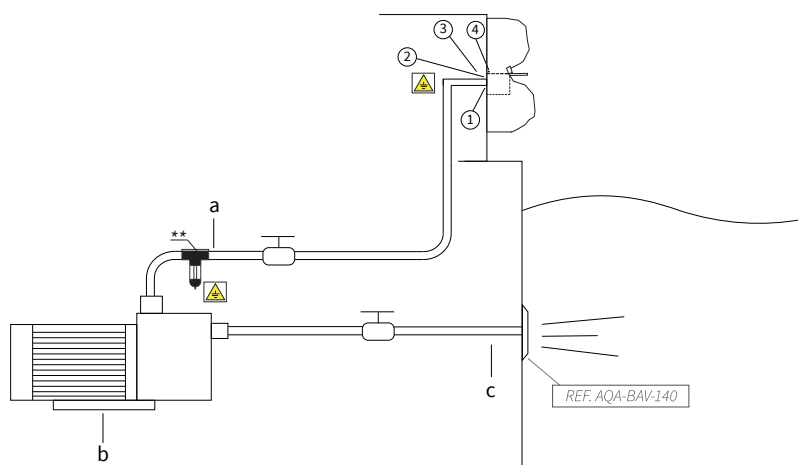
REF. AF-5



Waterfall in stainless steel AISI 316L (Marine quality) and fiberglass structure. Polished finish.



| A | a' | B | C |
|---------|-------|-------|-------|
| 850 | 500 | 640 | 235 |
| 33,46 | 19,69 | 25,20 | 09,25 |
| mm inch | | | |



MOUNTING SYSTEM

- 1) Connect the water intake to the waterfall with 1 1/2" female fitting.
- 2) Fix the earth connection.
- 3) Screw the waterfall to the wall and fix the screws (included).
- 4) Place the structure and fix laterally at the waterfall with the screw (included).
 - a) Impulsion tube 2" (Ø63mm).
 - b) Self-priming pump:
 - AF-5: 1,5hp - 21,5m³/h (Ref. AQA-B21).
 - c) Suction tube 2" (Ø63mm).

*Pneumatic or electric button to be defined in work.

****AQA recommends to install a POOL PROTECTOR, to avoid corrosion of the existing stainless steel elements in the pool.**