

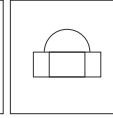


REF. **AF-4**

Waterfall in stainless steel AISI 316L
(Marine quality). Satin finish.



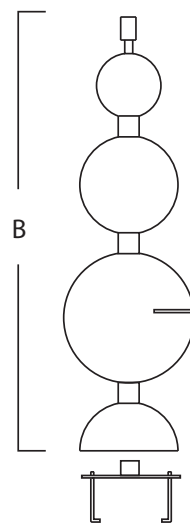
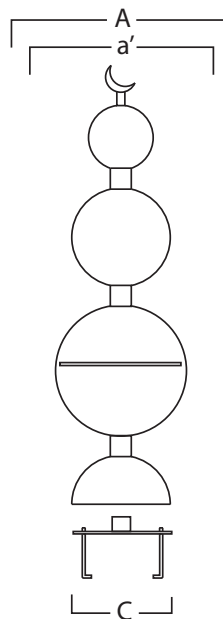
Support
Included



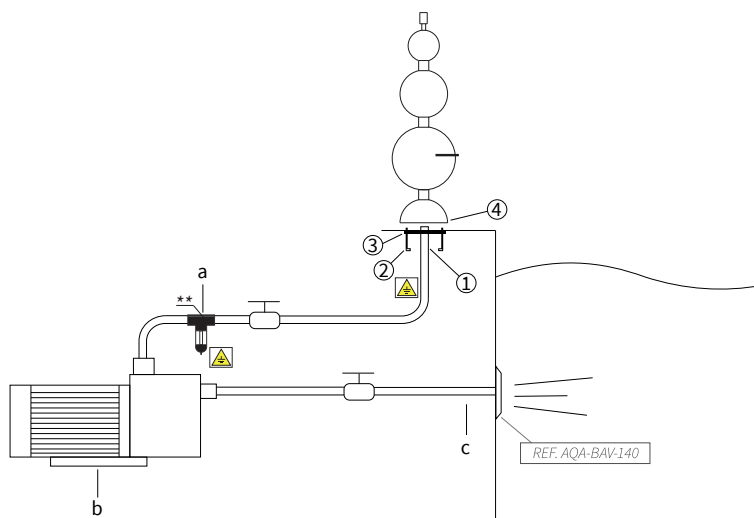
Nuts
Included



Earth
Connection



A	B	B	C
300	260	1000	Ø190
11,81	10,24	39,37	Ø07,48
mm inch			



MOUNTING SYSTEM

- 1) Connect the water intake to the support with 1 1/2" female fitting.
- 2) Fix the earth connection to the support.
- 3) Embed the support to get the platen at ground level.
- 4) Raise the base and fix the waterfall with the nuts (included).
 - a) Impulsion tube 2" (Ø63mm).
 - b) Self-priming pump:
AF-4: 0,80hp - 10,5m³/h (Ref. AQA-B10).
 - c) Suction tube 2" (Ø63mm).

*Pneumatic or electric button to be defined in work.

****AQA recommends to install a POOL PROTECTOR, to avoid corrosion of the existing stainless steel elements in the pool.**