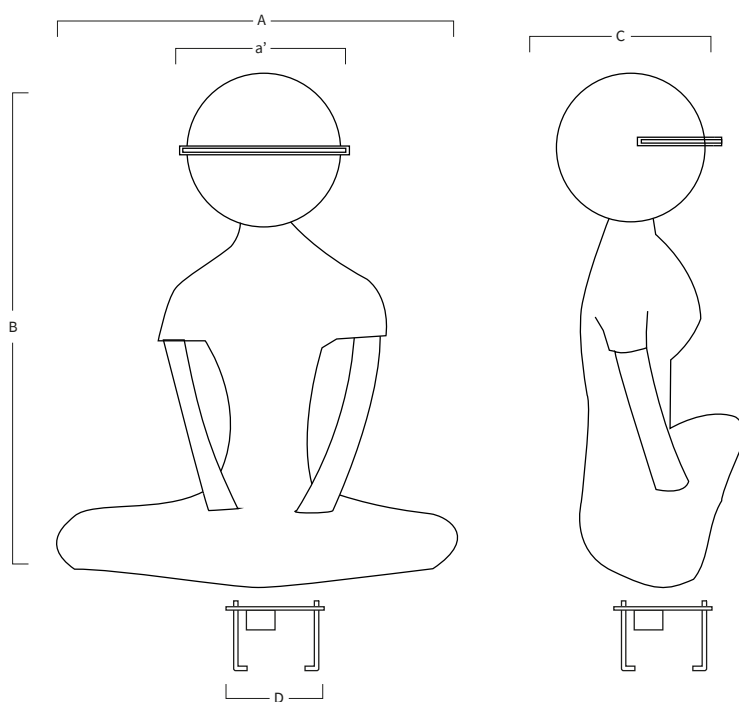





REF. AF-21.1

Waterfall in stainless steel AISI 316L (Marine quality) and fiberglass structure. Satin finish.



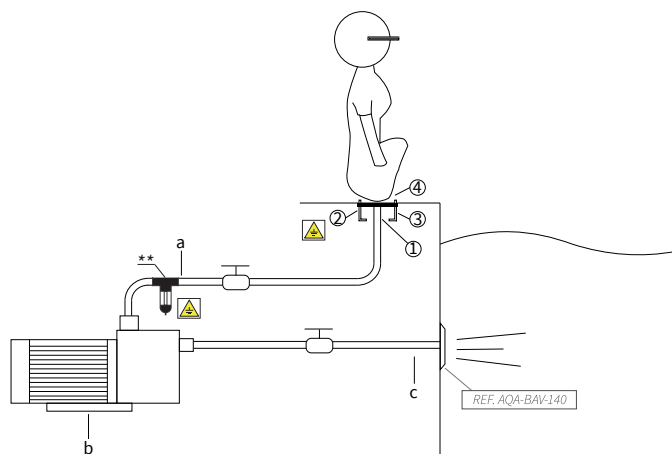
A	a'	B	C	D
650	260	800	300	Ø190
25,59	10,24	31,50	11,81	Ø07,48

mm inch

MOUNTING SYSTEM

- 1) Connect the water intake to the support with 1 1/2" female fitting.
- 2) Fix the earth connection to the support.
- 3) Embed the support to get the platen at ground level.
- 4) Fix the waterfall with the nuts (included).
 - a) Impulsion tube 2" (Ø63mm).
 - b) Self-priming pump:
AF-21.1: 0,80hp - 10,5m³/h (Ref.AQA-B10).
 - c) Suction tube 2" (Ø63mm).

*Pneumatic or electric button to be defined in work.



**AQA recommends to install a POOL PROTECTOR, to avoid corrosion of the existing stainless steel elements in the pool.