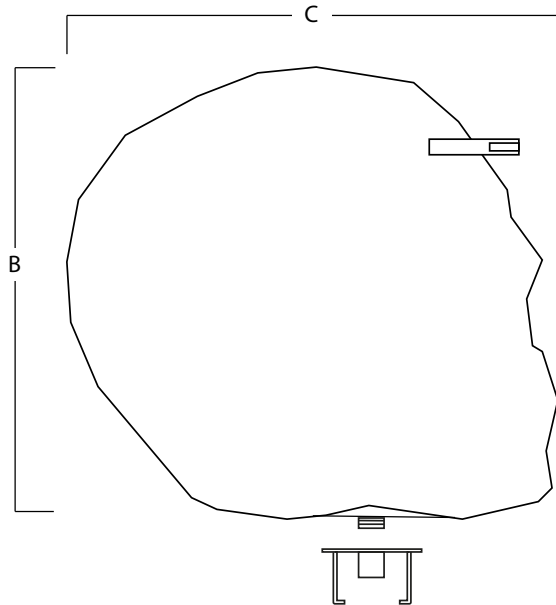
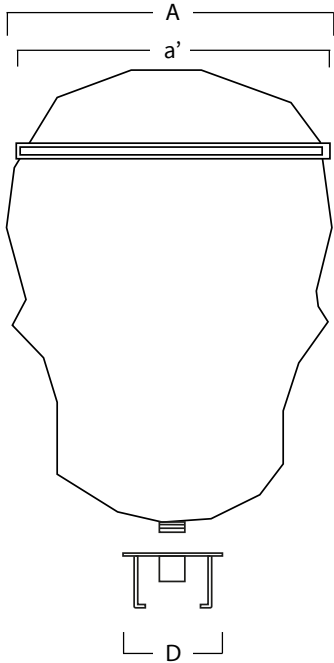
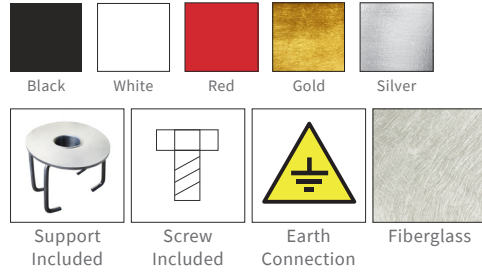


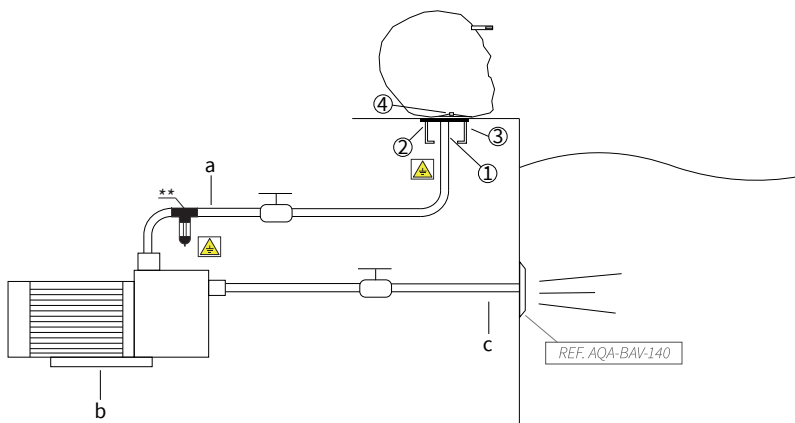


# REF. AF-17

Waterfall in stainless steel AISI 316L (Marine quality) and fiberglass structure. Polished finish.



A	a'	B	C	D
400	330	500	580	Ø190
14,75	12,99	19,69	22,83	Ø07,48
mm inch				



## MOUNTING SYSTEM

- 1) Connect the water intake to the support with 1 1/2" female fitting.
- 2) Fix the earth connection to the support.
- 3) Embed the support to get the platen at ground level.
- 4) Screw the structure and fix with the screw (included).
  - a) Impulsion tube 2" (Ø63mm).
  - b) Self-priming pump:
    - AF-17: 1hp - 17,3m<sup>3</sup>/h (Ref.AQA-B17).
  - c) Suction tube 2" (Ø63mm).

\*Pneumatic or electric button to be defined in work.

\*\*AQA recommends to install a POOL PROTECTOR, to avoid corrosion of the existing stainless steel elements in the pool.