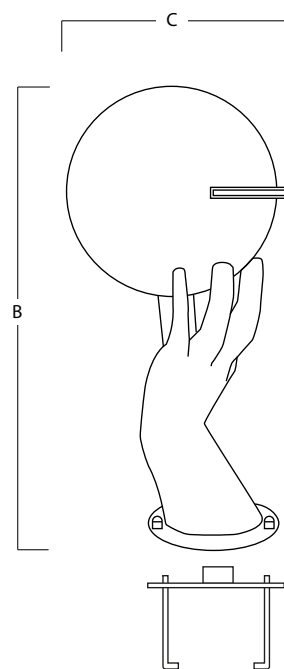
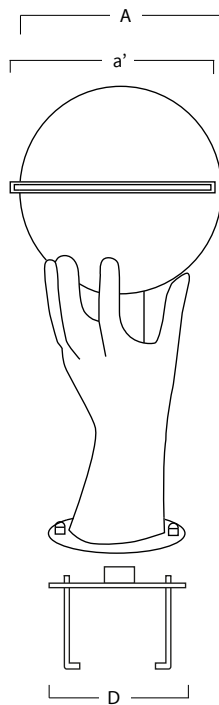
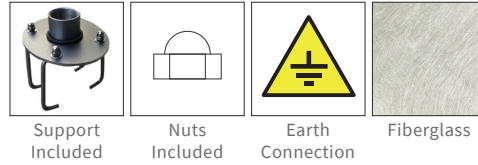



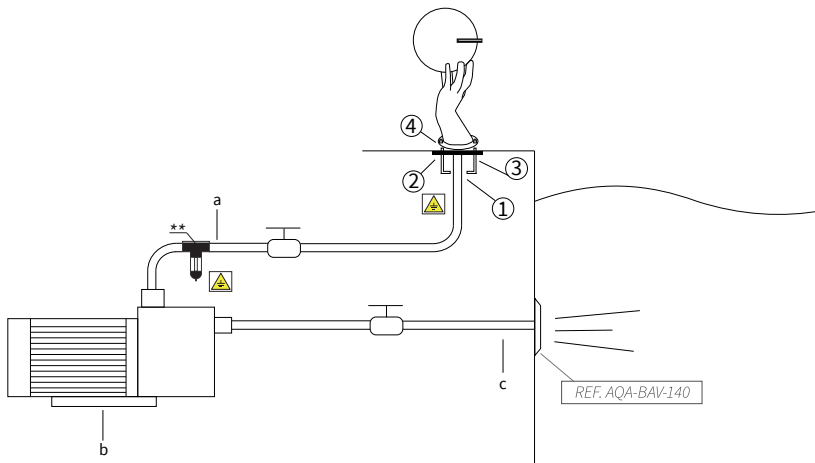


# REF. AF-16

Waterfall in stainless steel AISI 316L (Marine quality) and fiberglass structure. Polished/satin finish.



A	a'	B	C	D
300	260	700	300	Ø190
11,81	10,24	27,56	11,81	Ø07,48
mm inch				



## MOUNTING SYSTEM

- 1) Connect the water intake to the support with 1 1/2" female fitting.
- 2) Fix the earth connection to the support.
- 3) Embed the support to get the platen at ground level.
- 4) Fix the structure with the nuts (included).
  - a) Impulsion tube 2" (Ø63mm).
  - b) Self-priming pump:  
AF-16: 0,80hp - 10,5m³/h (Ref.AQA-B10).
  - c) Suction tube 2" (Ø63mm).

\*Pneumatic or electric button to be defined in work.

\*\*AQA recommends to install a POOL PROTECTOR, to avoid corrosion of the existing stainless steel elements in the pool.