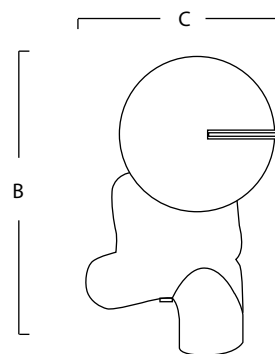
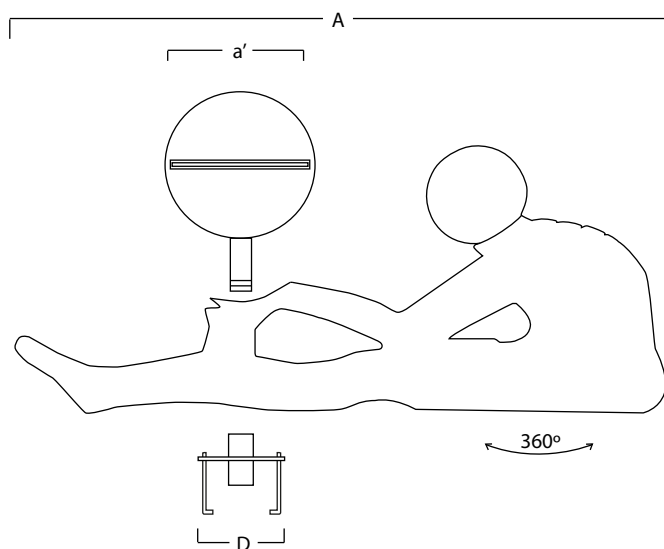

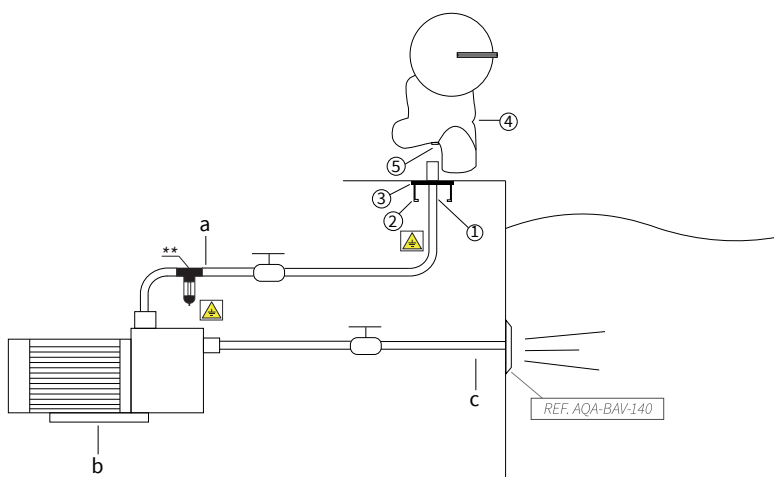


## REF. **AF-12**

Waterfall in stainless steel AISI 316L (Marine quality) and fiberglass structure. Satin finish.



A	a'	B	C	D
1300	260	550	400	Ø110
51,18	10,24	21,65	15,75	Ø04,33
mm inch				



### **MOUNTING SYSTEM**

- 1) Connect the water intake to the support with 1 1/2" female fitting.
- 2) Fix the earth connection to the support.
- 3) Embed the support to get the platen at ground level.
- 4) Place the structure and screw the waterfall.
- 5) Fix the structure with the screw (included).
  - a) Impulsion tube 2" (Ø63mm).
  - b) Self-priming pump:  
AF-12: 0,80hp - 10,5m³/h (Ref. AQA-B10).
  - c) Suction tube 2" (Ø63mm).

\*Pneumatic or electric button to be defined in work.

**\*\*AQA recommends to install a POOL PROTECTOR, to avoid corrosion of the existing stainless steel elements in the pool.**