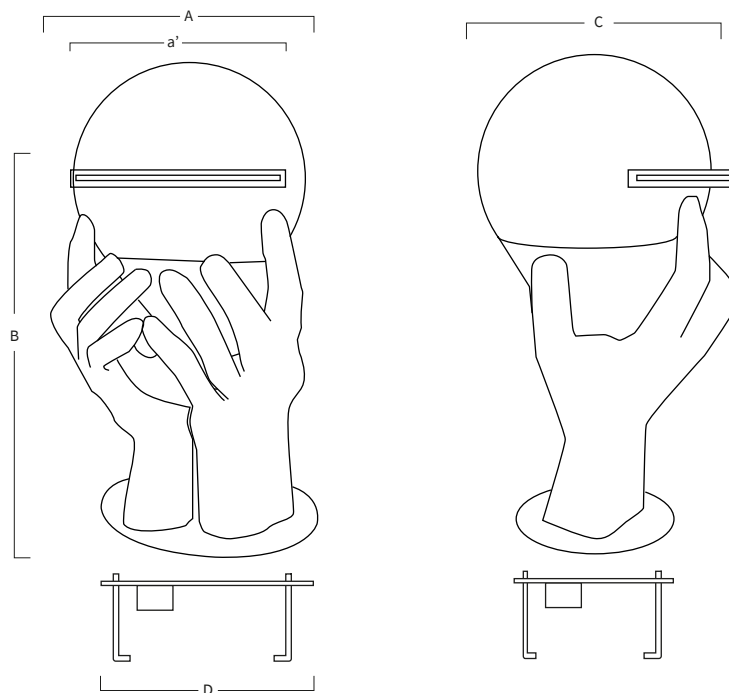
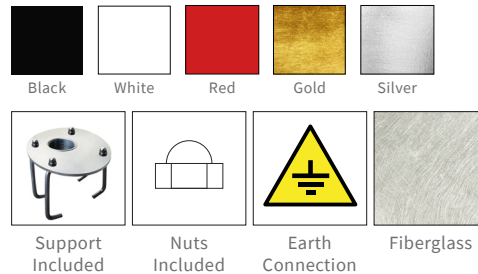


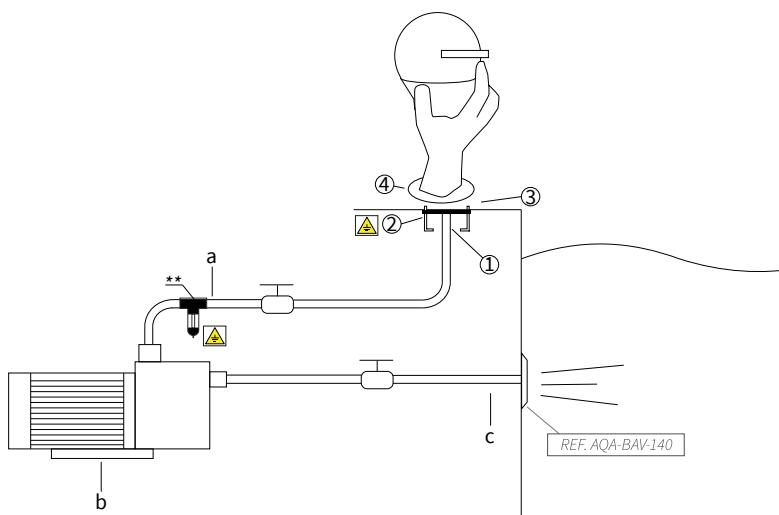


# REF. AF-24.1

Waterfall in stainless steel AISI 316L (Marine quality) and fiberglass structure. Satin finish.



A	a'	B	C
300	260	770	300
11,81	10,24	30,32	11,81
mm inch			



## **MOUNTING SYSTEM**

- 1) Connect the water intake to the support with 1 1/2" female fitting and connect the pressure regulator to the butane/gas cylinder.
- 2) Fix the earth connection to the support.
- 3) Embed the support to get the platen at ground level.
- 4) Fix the waterfall with the nuts (included).
  - a) Impulsion tube (Ø63mm).
  - b) Self-priming pump:  
AF-24.1: 0,80hp - 10,5m<sup>3</sup>/h (Ref.AQA-B10).
  - c) Suction tube 2" (Ø63mm).

\*Pneumatic or electric button to be defined in work.

**\*\*AQA recommends to install a POOL PROTECTOR, to avoid corrosion of the existing stainless steel elements in the pool.**