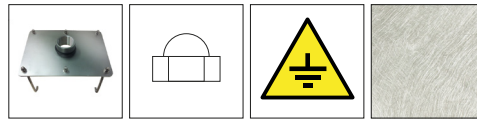



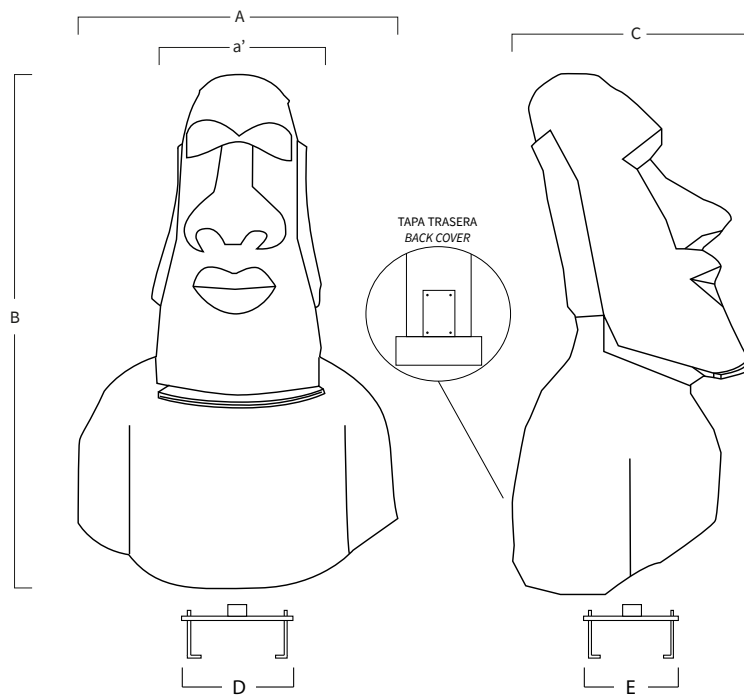


REF. AF-22

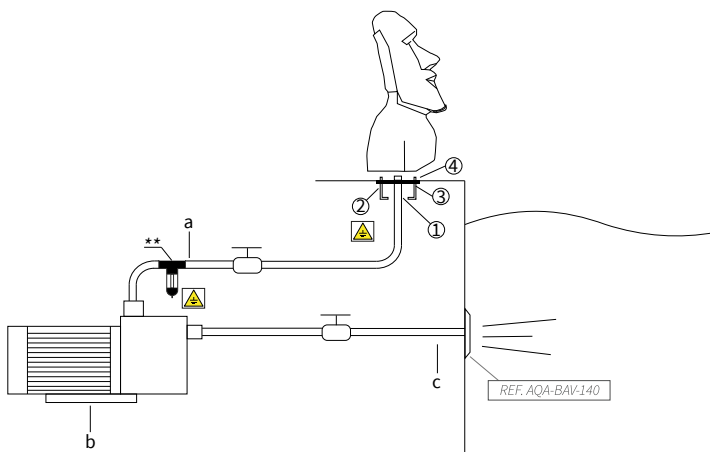
Waterfall in stainless steel AISI 316L (Marine quality) and fiberglass structure. Polished finish.



Support Included Nuts Included Earth Connection Fiberglass



A	a'	B	C	D	E
1020	400	1400	700	230	310
40,16	10,75	55,12	27,56	09,06	12,20
mm inch					



MOUNTING SYSTEM

- 1) Connect the water intake to the support with 1 1/2" female fitting and connect the pressure regulator to the butane/gas cylinder.
- 2) Fix the earth connection to the support.
- 3) Embed the support to get the platen at ground level.
- 4) Fix the waterfall with the nuts (included).
 - a) Impulsion tube (Ø63mm).
 - b) Self-priming pump:
AF-22: 1hp - 17,3m³/h (Ref.AQA-B17).
 - c) Suction tube 2" (Ø63mm).

*Pneumatic or electric button to be defined in work.

**AQA recommends to install a POOL PROTECTOR, to avoid corrosion of the existing stainless steel elements in the pool.