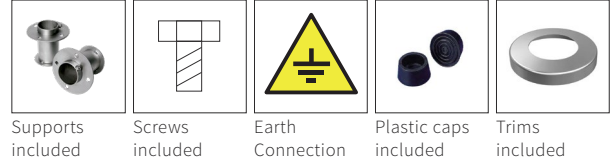


REF. E-1

Ladder in stainless steel AISI 316L
(Marine quality). Polish finish.



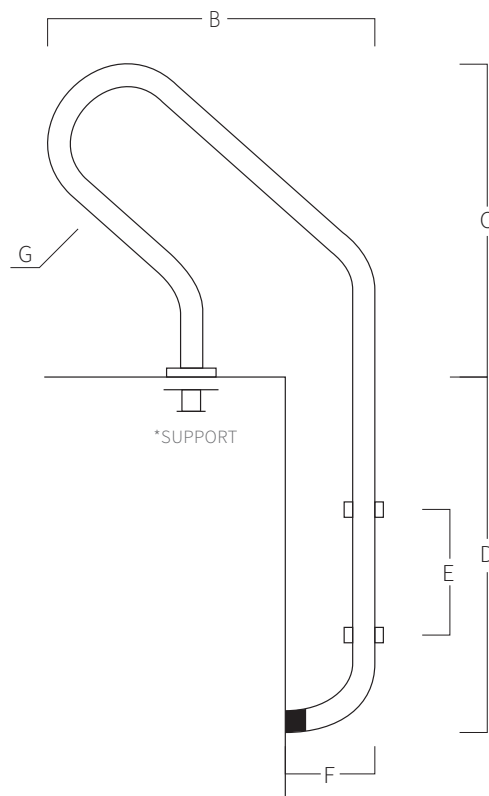
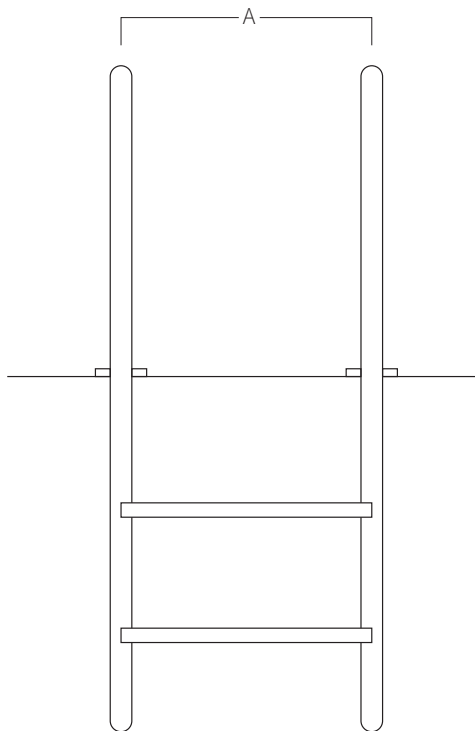
Supports included

Screws included

Earth Connection

Plastic caps included

Trims included



| | A | B | C | D | E | F | G |
|---|--------------|--------------|--------------|---------------|--------------|--------------|------------------------|
| 2 | 500 19,69 | 650 25,59 | 620 24,41 | 710 27,95 | 250 09,84 | 180 07,09 | Ø43x1,5 Ø01,69x0,06 |
| 3 | 500 19,69 | 650 25,59 | 620 24,41 | 980 38,58 | 250 09,84 | 180 07,09 | Ø43x1,5 Ø01,69x0,06 |
| 4 | 500 19,69 | 650 25,59 | 620 24,41 | 1210 47,64 | 250 09,84 | 180 07,09 | Ø43x1,5 Ø01,69x0,06 |
| 5 | 500 19,69 | 650 25,59 | 620 24,41 | 1450 57,48 | 250 09,84 | 180 07,09 | Ø43x1,5 Ø01,69x0,06 |

Measure in mm
Mesure in inch

MOUNTING SYSTEM

- 1) Embed the supports to get the platen at ground level.
- 2) Fix the earth connection.
- 3) Fix the ladder with support screw.

**Plastic caps at bellow part.*