

REF. 2.2

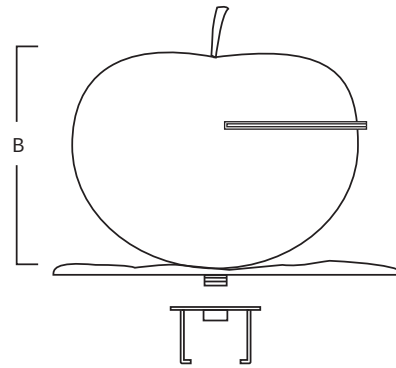

Waterfall in fiberglass and stainless steel AISI 316L (Marine quality) Polished finish.



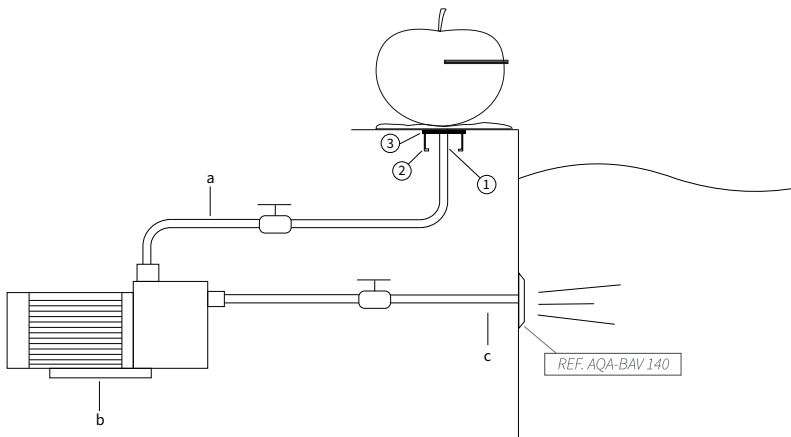
Support
Included



Earth
Connection



A	a'	B	C
470	460	450	Ø190
<i>Measure in mm</i>			



MOUNTING SYSTEM:

- 1) Connect the water intake to the support with 1 1/2" female fitting.
- 2) Fix the earth connection to the support.
- 3) Embed the support and screw the waterfall.
 - a) Impulsion tube 2" (Ø50mm).
 - b) Self-priming pump:
2.2: 0,80hp - 10m³/h (Ref. AQA-B10).
 - c) Suction tube 2" (Ø63mm).

**Pneumatic or electric button to be defined in work.*