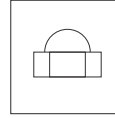


REF. 15

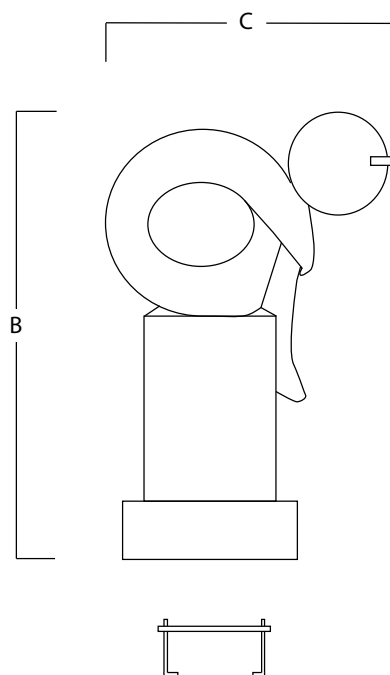
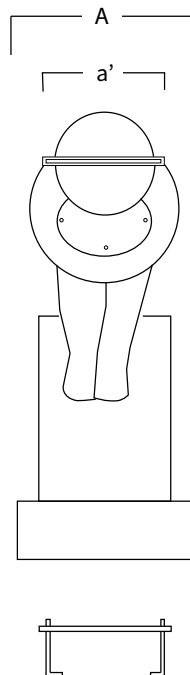
Waterfall in stainless steel AISI 316L
(Marine quality) and fiberglass. Satin finish.



Nuts
Included

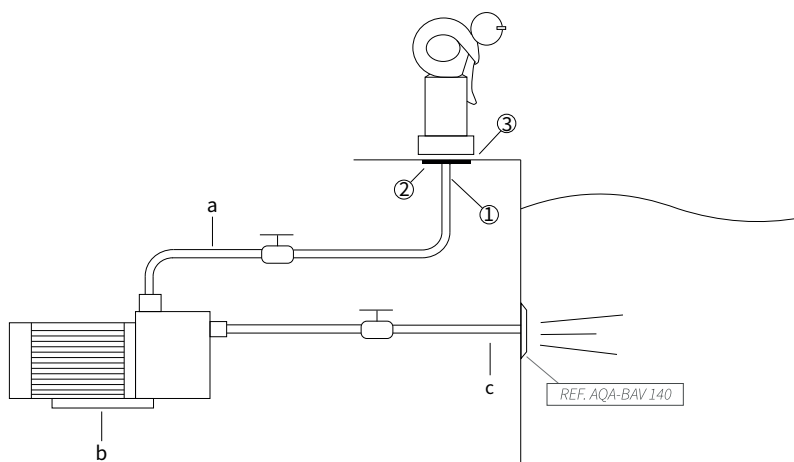


Earth
Connection



| A | a' | B | C |
|-----|-----|-----|-----|
| 360 | 240 | 960 | 600 |

Measure in mm



MOUNTING SYSTEM

- 1) Connect the water intake to the support with 1 1/2" female fitting..
- 2) Fix the earth connection to the platen.
- 3) Fix the waterfall with de nuts (registrable cover).
 - a) Impulsion tube (Ø50mm).
 - b) Self-priming pump:
15: 0,50hp - 8m³/h (Ref.AQA-B8).
 - c) Suction tube 2" (Ø63mm).

*Pneumatic or electric button to be defined in work.