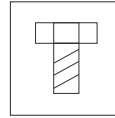


REF. 105OCR

Waterfall with chromotherapy in stainless steel AISI 316L (Marine quality).



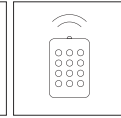
Remote Control Included



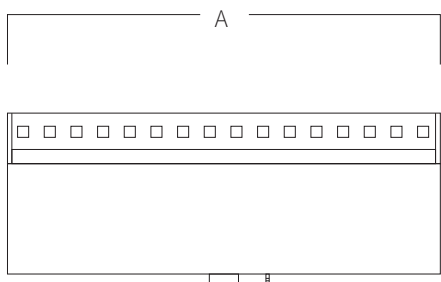
Screws Included (4 units)



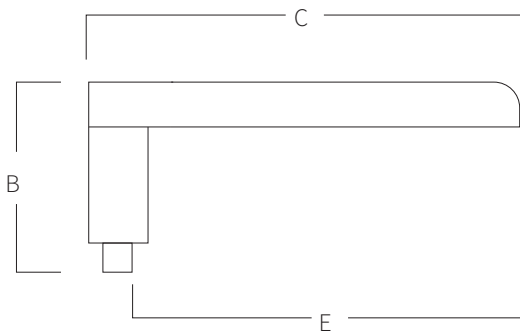
RGB



Control Remote



EARTH CONNECTION



A	B	C	D	E
500	140	365	90	120
19,69	05,51	14,37	03,54	04,72
1000	140	365	90	120
39,37	05,51	14,37	03,54	04,72

Measure in mm
Measure in inch



RGB CONTROLLER

Connect the black and red cables to RGB controller.

WATERPROOF BOX FOR CONNECTION (CONTAINS TRANSFORMER AND RGB CONTROLLER)

LENGHT/WIDTH/HIGH: 12x16x8cm

- Put the transformer inside the connection box and install a 1/2 meter to two of the shower head.
- The connection from the box to the electrical outlet has a length according to the needs of the project. (Cable not included).

MOUNTING SYSTEM

The waterfall to embed in work.

- 1) 1 1/2" female fitting for width 500mm and 2" female for width 1000mm, both centered at the bottom of the waterfall.
- 2) Fix the earth connection.
 - a) Impulsion tube Ø50mm (width 500) and Ø63mm (width 1000).
 - b) Self-priming pump:
 - 105OCR (500) 1,5hp - 21,5m³/h (Ref. AQA-B21).
 - 105OCR (1000) 2hp - 26,6m³/h (Ref. AQA-B26).
 - c) Aspiration tube 2" (Ø63mm).

*Pneumatic or electric button to be defined in work.

